








Victoria College Apps & Websites

A summary guide to the apps and websites that you and your son may encounter at Victoria College.

What is it	What's it used for?	How do you access it?	Anything else?
	<p>A calendar and booking system for super circular activities – e.g. clubs and events outside of the normal school curriculum</p>	<p>You can log into SOCS at: https://www.socscms.com Search for 'Victoria College' then log in as either a parent or the pupil. Or use the direct link on the College Website. First time parent users need to 'Activate' their account</p> <p>Pupils need to click 'Forgot email' the first time, enter their @vcj.sch.je address and check their emails to sign up</p>	<p>There is no SOCS app but the SOCS calendar also appears on https://calendar.vcj.sch.je and you can sync it to the calendar on your phone. You can filter the calendar so you only get relevant events.</p>
	<p>Satchel:One is used for the school timetable, setting homework and viewing outstanding tasks. It's important that your child has access to Satchel:One, and also that you monitor the homework tasks they have been assigned.</p> <p>VCJ also post announcements inside Satchel:One.</p>	<p>You can log in at: https://www.satchelone.com</p> <p>Search for 'Victoria College' then log in as a parent.</p> <p>Students must select 'Sign in with Office365' and then log in with their @vcj.sch.je address and their Microsoft365 password.</p>	<p>Satchel:One also has apps available for both iOS and Android.</p> <p>Satchel:One used to be called 'Show My Homework' – so if you hear anyone refer to this, it's the same thing.</p>
	<p>All VCJ students have a Microsoft365 account, and access to Outlook (with their @vcj.sch.je email address) and Word, Teams, SharePoint, etc.</p>	<p>You can install the Office apps on your child's iPad or computer and they can access their VCJ email, Microsoft Teams, etc.</p>	<p>Their Microsoft365 password (and school email address) is used to log into other apps, like Satchel:One, so make sure they know what these details are.</p>
<p>SIMS</p>	<p>SIMS has been replaced by Satchel:One, so you no longer need to access it.</p>	<p>Not required anymore</p>	



	<p>Sparx is used exclusively for maths homework and learning.</p> <p>Any assignments will still appear in Satchel:One.</p>	<p>Go to https://sparxmaths.com/ Then login (top right) and student login.</p> <p>Note that 'Login to Sparx using Microsoft' doesn't work yet.</p> <p>Your son needs to log in using the format <i>firstnamesurname</i> (no spaces or dots, nor the rest of email address). The password is separate but should be the same as Microsoft365.</p>	<p>There are no apps for Sparx Maths.</p>
	<p>Seneca Learning is used for English content and homework at present</p> <p>Any assignments will still appear in Satchel:One.</p>	<p>Go to https://app.senecalearning.com/login Then click the 'Continue with Microsoft'. Your son will then need to log in with their @vcj.sch.je address and their Microsoft365 password.</p>	