



# Y11 Parent Information Evening

Monday 25<sup>th</sup> September 2023

5.30pm



Dr Gareth Hughes  
Headteacher, Victoria College

OUR  
FIVE-YEAR  
PLAN  
2023 - 2028

Amat Victoria Curam  
'Victory Loves Preparation'

# OUR VISION

A world-class holistic education that inspires every individual to contribute positively to our schools and society.







# OUR MISSION

To create:

- A transformative curriculum in and out of the classroom that inspires excellence, curiosity and independent thinking.
- A dynamic learning environment underpinned by kindness, altruism and compassion.
- A diverse community where everyone is valued and supported to achieve their potential.



HALFORD MEDAL FRENCH MEDALS

QUEENS EXHIBITION QUEENS PRIZE

# OUR VALUES

To nurture **respectful** and **resilient** young people and to help them build successful futures. We encourage boys to **aspire** to excellence in everything they do and make the most of all the opportunities we offer.

- |                                |                                  |
|--------------------------------|----------------------------------|
| 1856, R. Melville.             | 1862, G. T. Messervy.            |
| 1859, H. Ogle.                 | 1863, A. Westaway.               |
| 1862, C. Stevens.              | 1864, J. Patrickson.             |
| 1862, C. Heath.                | 1865, J. Toward.                 |
| 1865, R. Clarke.               | 1866, F. W. Snell.               |
| 1868, S <sup>r</sup> G. Stock. | 1867, C. J. F. Campbell.         |
| 1871, A. de L. Hammond.        | 1868, J. E. Robinson.            |
| 1874, G. C. Bobring.           | 1869, G. Snell.                  |
| 1877, G. De Suenr.             | 1870, C. F. Le Corbu.            |
| J. Pepin.                      | 1871, J. W. Allen.               |
| 1880, S. J. Gruchy.            | 1872, M. R. Carden.              |
| 1883, G. G. Bobring.           | J. E. Chapman.                   |
| 1886, T. J. Williams.          | 1873, R. B. M <sup>r</sup> Cabe. |
| 1889, H. C. Atkinson.          | 1874, F. W. Hodges.              |







## Aspirational

Set your standards higher and stretch yourself further, and passionately pursue the next level of personal best in everything you do: academic work, sport, creative arts, behaviour or just being a supportive friend.

## Respectful

Behaving in a courteous, kind and polite way towards everyone in the school and the wider community. Listening to and celebrating different views and achievements. Supporting others.

## Resilient

Developing a positive approach to learning and life. Understanding things might go wrong and there is always another way or a different option. Learning when to persevere and when to ask for help.





# Year 11

## Relationships and Sex Education (RSE)

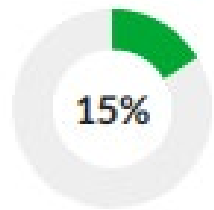




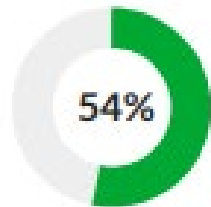


# The facts in 2023 - Common Sense Media "Teens and Pornography,"

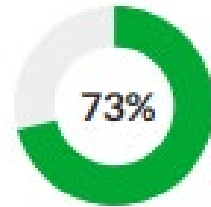
Percent of teen respondents who have seen online pornography, by age:



AGES 10  
OR YOUNGER



AGES 13  
OR YOUNGER



AGES 17  
OR YOUNGER

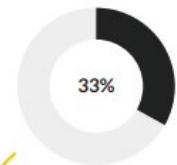
**12** is the average age when children first consumed pornography.



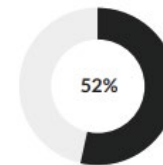


More than half of teen respondents said they had seen violent and/or aggressive pornography, including media that depicts what appears to be rape, choking, or someone in pain.

Teen who have seen ...



PORNOGRAPHY IN WHICH SOMEONE ASKS FOR CONSENT


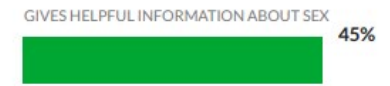


VIOLENT PORNOGRAPHY

Only **1 in 3** said they had seen pornography that includes someone asking for consent before engaging in sexual activity.

Many teen respondents believed online pornography gives helpful information about sex, but fewer thought it accurately shows sex.

Teens who agreed that online pornography ...

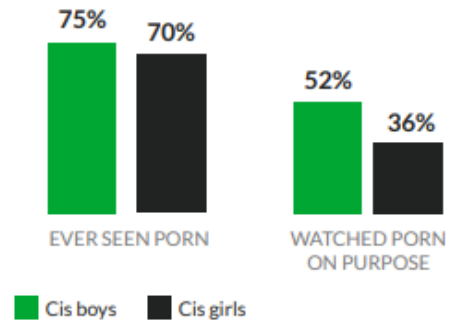


Less than half of teen respondents had discussed pornography with a trusted adult.



**Cis\* boy respondents were more likely to view pornography on purpose compared to cis girls.**

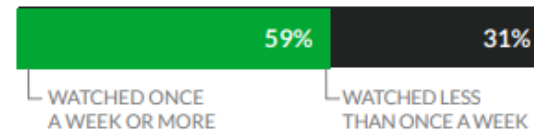
Teens who have seen online pornography, by gender



\* Cis refers to a person whose gender identity aligns with those typically associated with the sex assigned to them at birth.

**Most teen respondents who intentionally watched pornography were regular viewers (once a week or more).**

Among teens who watched pornography intentionally, how frequently they watched









Iain Durkin

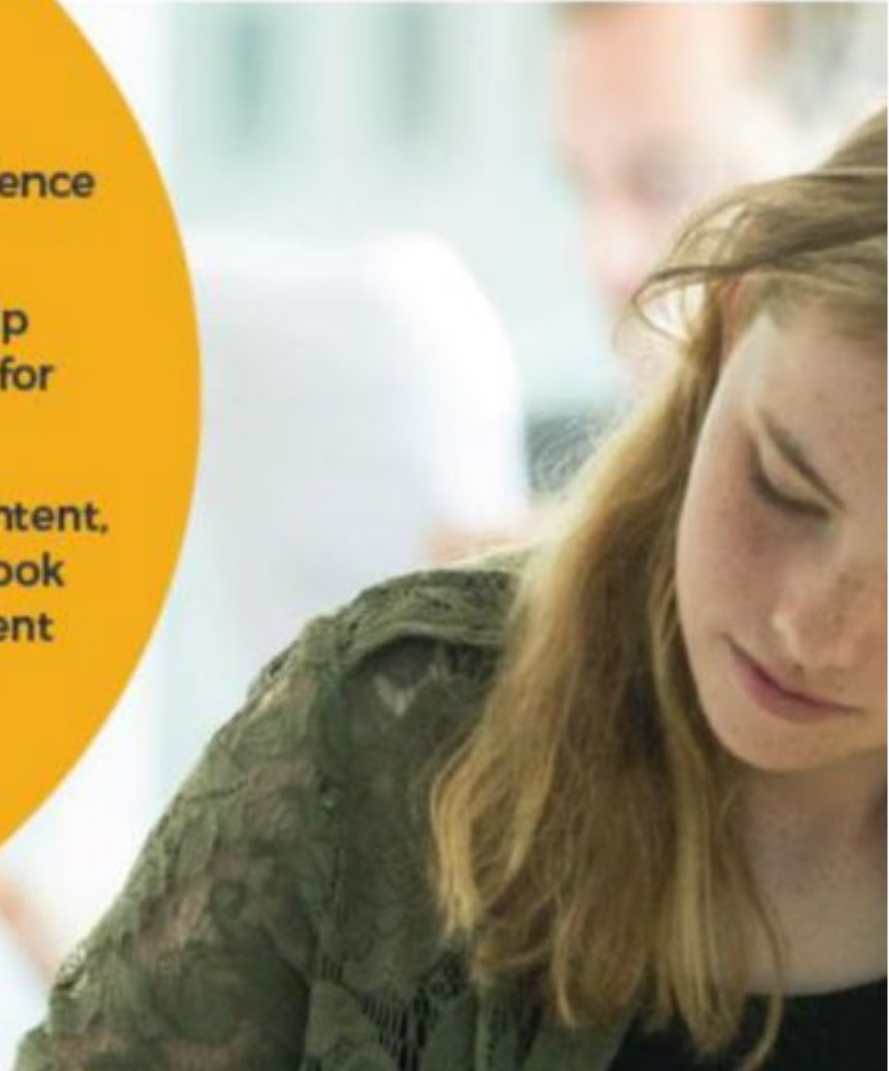
Head of Maths

## About Sparx

Sparx puts every student's education experience at the heart of everything they do.

Sparx is created first and foremost to help students learn maths in a way that works for them.

Using the perfect mix of engaging maths content, bitesize tutorial videos and written workbook tasks, Sparx supports students' independent learning. Find out more at [sparx.co.uk](https://sparx.co.uk)





## What is Sparx?

Each week your maths homework will be set for you to complete on Sparx.

This homework will be personalised to you, which means the questions will be just the right difficulty for you.



# Which homework type do I do?

Each week you will see three sections of questions that you can select from the sidebar.

## Compulsory

You must **correctly answer all of these questions** before your hand-in deadline.

## Optional

You can choose whether or not to do this. It's only half as long as your Compulsory homework but is **great for helping you feel more confident** with everything you've learnt in maths.

## Target

You can choose whether or not to do this. It contains up to 6 questions and **will advance your maths skills** even further. It is slightly trickier than Compulsory and Optional homework.

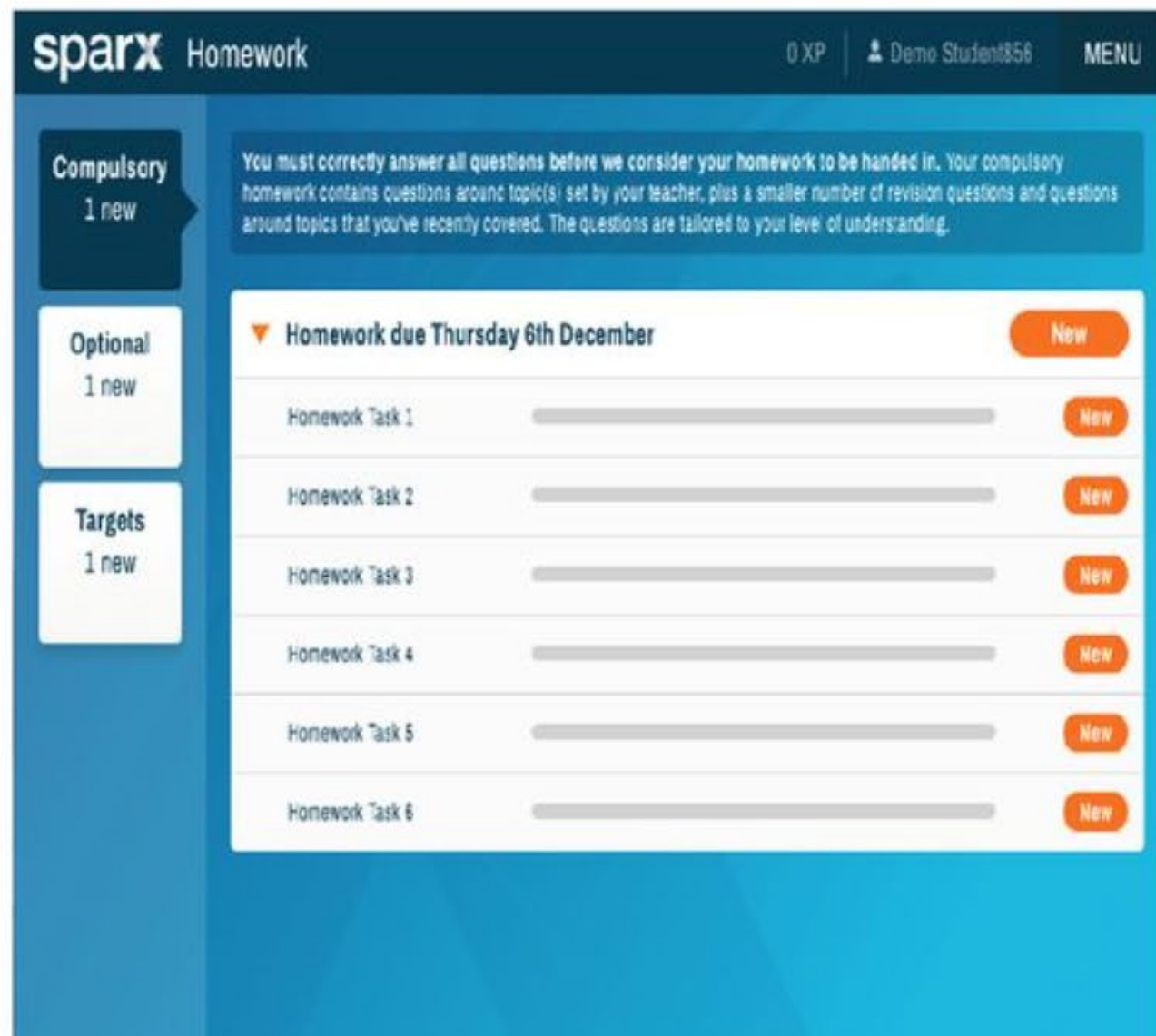
# Times tables practice

# How do I do my Sparx Homework?

You will need to click on the white bar that says “Homework due...” to expand your most recent compulsory homework.

You will then see a list of tasks which you can click on to open them.

We'll go through this in the practice later.



The screenshot shows the Sparx Homework interface. At the top, there is a dark blue header with the Sparx logo, the word "Homework", and user information: "0 XP", "Demo Student856", and a "MENU" button. Below the header, there are three white buttons with dark blue text: "Compulsory 1 new", "Optional 1 new", and "Targets 1 new". To the right of these buttons is a blue box with white text explaining compulsory homework: "You must correctly answer all questions before we consider your homework to be handed in. Your compulsory homework contains questions around topic(s) set by your teacher, plus a smaller number of revision questions and questions around topics that you've recently covered. The questions are tailored to your level of understanding." Below this is a white box with a blue header "Homework due Thursday 6th December" and an orange "New" button. The main content area is a list of six homework tasks, each with a grey progress bar and an orange "New" button:

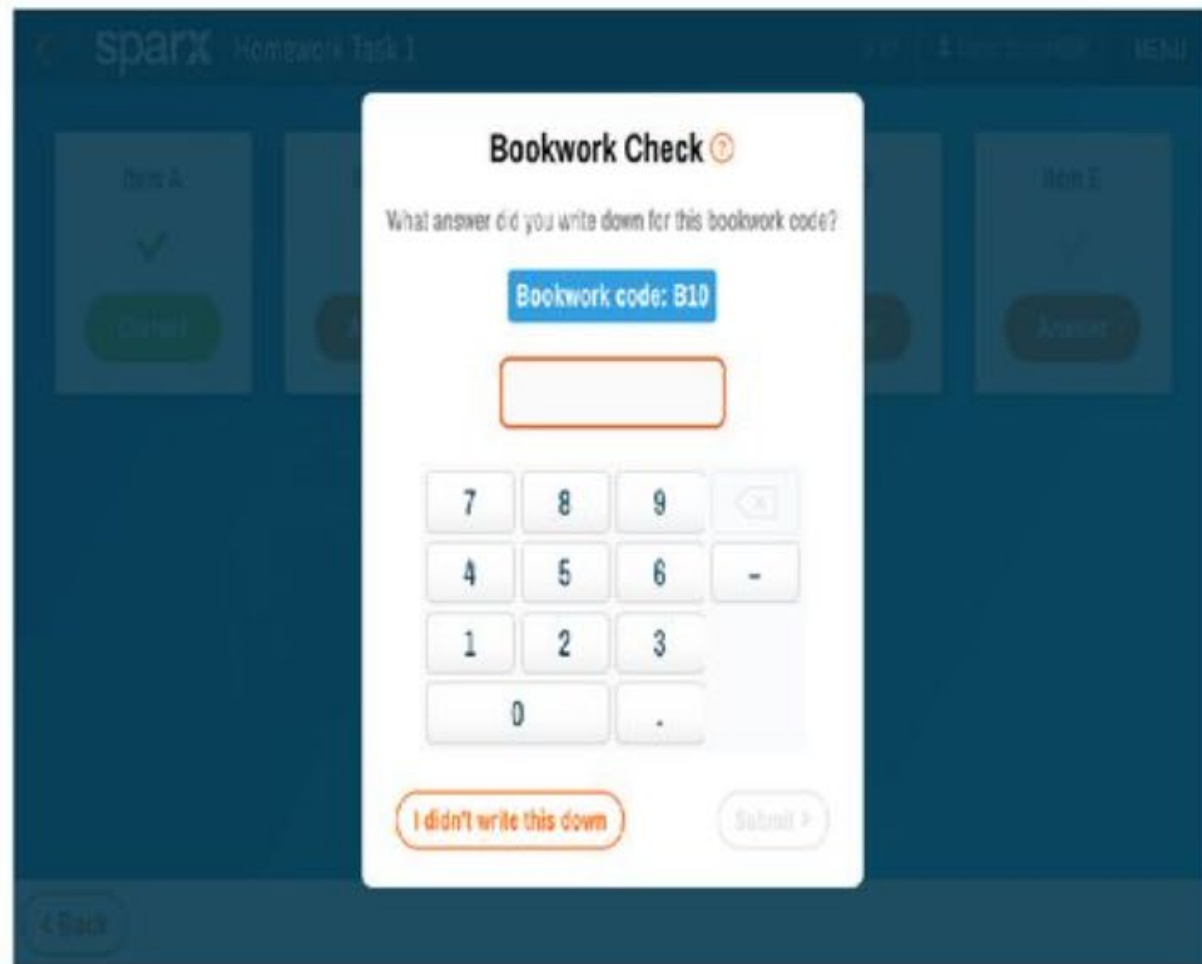
Task Name	Progress	Status
Homework Task 1	0%	New
Homework Task 2	0%	New
Homework Task 3	0%	New
Homework Task 4	0%	New
Homework Task 5	0%	New
Homework Task 6	0%	New



# Bookwork Checks

**Sparx will check** whether you are writing down your answers.

In a Bookwork check you will have to **input the answer that you wrote down for a particular bookwork code, even if you got the answer wrong** so it is important to make sure you write down all of your workings neatly and clearly.



The screenshot shows the Sparx Homework Task interface. A modal window titled "Bookwork Check" is displayed in the center. The modal contains the following elements:

- Header: "Bookwork Check" with a help icon.
- Text: "What answer did you write down for this bookwork code?"
- Text: "Bookwork code: B10" (highlighted in blue).
- Input field: An empty rectangular box for entering the answer.
- Keypad: A numeric keypad with buttons for digits 0-9, a decimal point, and a backspace key.
- Buttons: "I didn't write this down" (orange outline) and "Submit" (grey).

If you fail the bookwork check, **you will have to do the question again**, even if you got it right!

# Bookwork

Your book work should look something like this.



Remember, for every question you must **write down** the bookwork code and the answer you gave.

Homework Thursday 1<sup>st</sup> June 2017

Task 1

D40  $12 + 13 = \underline{\underline{25}}$  ✓

E50  $4 \times 3 + 2 \times 5 =$   
 $12 + 10 = \underline{\underline{22}}$  ✓

F60  $\begin{array}{l} 12 : 18 \\ \div 6 \\ \hline 2 : 3 \end{array}$  ✓

H70  $\frac{1}{14} + \frac{1}{7} = \frac{1}{\underline{\underline{21}}}$  ✗

J90  $\frac{1}{8} + \frac{1}{4} = \frac{1}{8} + \frac{2}{8}$   
 $= \frac{3}{8}$  ✓

E41  $P(\text{yellow}) = \frac{3}{6}$  ✗

F51  $P(\text{black}) = \frac{4}{8}$   
 $= \frac{1}{\underline{\underline{2}}}$  ✓

Task 2

G61 All the marbles are green.  
The probability of choosing a purple marble is impossible ✓

H71  $P(\text{odd}) = \frac{3}{5}$  ✓

# What is XP?

XP (Sparx Experience Points) are how you are rewarded for completing homework.

You can earn XP by completing homework tasks. You also get about twice as much XP for completing Optional and Target homework tasks!

The amount of XP you have is shown at the top right of the page.



The screenshot displays the Sparx Homework interface. At the top, the user's name 'Demo Student856' and current XP '800 XP' are shown. A 'MENU' button is also present. The main content area is divided into sections: 'Compulsory' (with a green checkmark icon), 'Optional' (1 new), and 'Targets' (1 new). A blue box contains a message: 'You must correctly answer all questions before we consider your homework to be handed in. Your compulsory homework contains questions around topic(s) set by your teacher, plus a smaller number of revision questions and questions around topics that you've recently covered. The questions are tailored to your level of understanding.' Below this, a section titled 'Homework due Thursday 6th December' shows a list of six tasks, each with a green progress bar and a 'Completed' button.

Task Name	Progress	Status
Homework Task 1	100%	Completed
Homework Task 2	100%	Completed
Homework Task 3	100%	Completed
Homework Task 4	100%	Completed
Homework Task 5	100%	Completed
Homework Task 6	100%	Completed

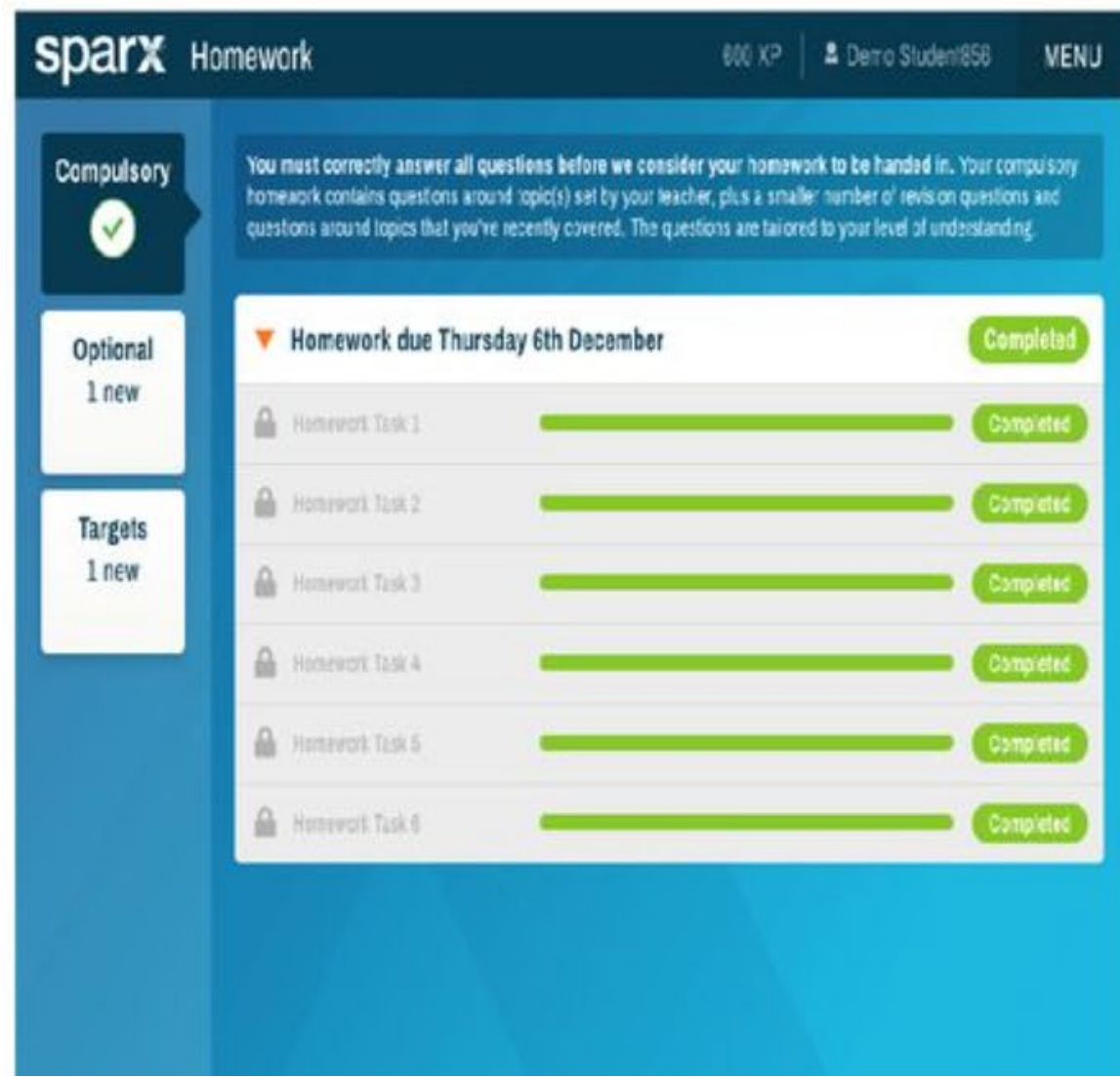


# How do I know when my homework is finished?

Your homework is finished when you have answered every question **correctly** in your compulsory homework.

Every task will be green and say “Completed” next to it.

You can then choose to move on to Optional and Target homework. To do this, you will need to click on the relevant box on the left-hand side and follow the same process as for Compulsory homework.



The screenshot shows the Sparx Homework interface. At the top, it displays 'sparx Homework', '600 XP', 'Dero Studen/858', and a 'MENU' button. On the left side, there are three navigation boxes: 'Compulsory' (with a green checkmark icon), 'Optional' (with '1 new' below it), and 'Targets' (with '1 new' below it). The main content area features a blue header with the text: 'You must correctly answer all questions before we consider your homework to be handed in. Your compulsory homework contains questions around topic(s) set by your teacher, plus a smaller number of revision questions and questions around topics that you've recently covered. The questions are tailored to your level of understanding.' Below this, there is a section titled 'Homework due Thursday 6th December' with a 'Completed' button. Underneath, a list of six homework tasks is shown, each with a lock icon, a green progress bar, and a 'Completed' button.

Task Name	Status
Homework Task 1	Completed
Homework Task 2	Completed
Homework Task 3	Completed
Homework Task 4	Completed
Homework Task 5	Completed
Homework Task 6	Completed

And finally..

It is really important that your homework is yours and yours alone.

Sparx needs to create homework that is right for you and that helps you to get better at Maths.

If someone else does it for you or tells you the answers without you having worked them out for yourself, you will probably get homework that is too hard for you!





VICTORIA COLLEGE

EST 1852

# Dan Hodder

Head of Y11



# Head of Y11 – Dan Hodder

d.hodder@vcj.sch.je

- Academic progress and pastoral wellbeing – work with your son's tutor to assist with any issues
- The College's mission, values and goals, both within and outside of College, will enable your son to reach his immediate goals and longer term ambitions
- **Communication-Targeted intervention-Shared aims**

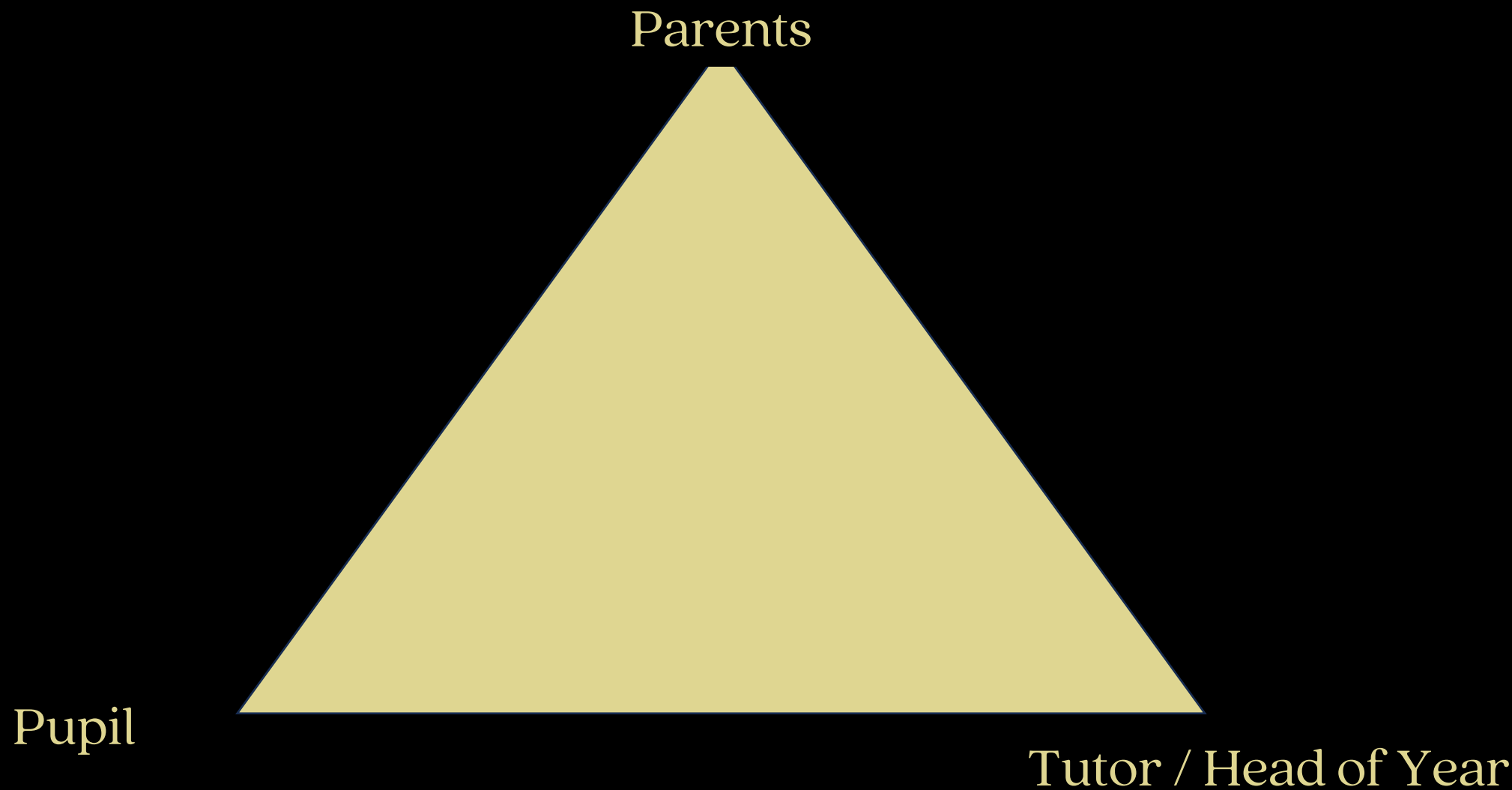


# Role of the Tutor

- First Point of Contact for students and parents
- Promote student participation and activity, monitor well being
- Daily communication of upcoming events, school issues, and individual concerns and praises
- Morning registration @ 0825-0835 to check attendance, equipment, uniform and update students about daily briefing
- Afternoon registration @ 1400 – various events (assemblies, speakers, Careers/PSHE, activities)



# Strong Collaboration / Short Lines of Communication





# Tutor Team

Head of Year	Mr Hodder	d.hodder@vcj.sch.je
Braithwaite	Ms Edgecombe	n.edgecombe@vcj.sch.je
Bruce	Ms Perestrelo	m.perestrelo@vcj.scj.je
Diarmid	Dr Richardson	j.richardson@vcj.sch.je
Dunlop	Mr Widdop	m.widdop@vcj.sch.je
Sartorius	Ms Falla	e.falla@vcj.sch.je

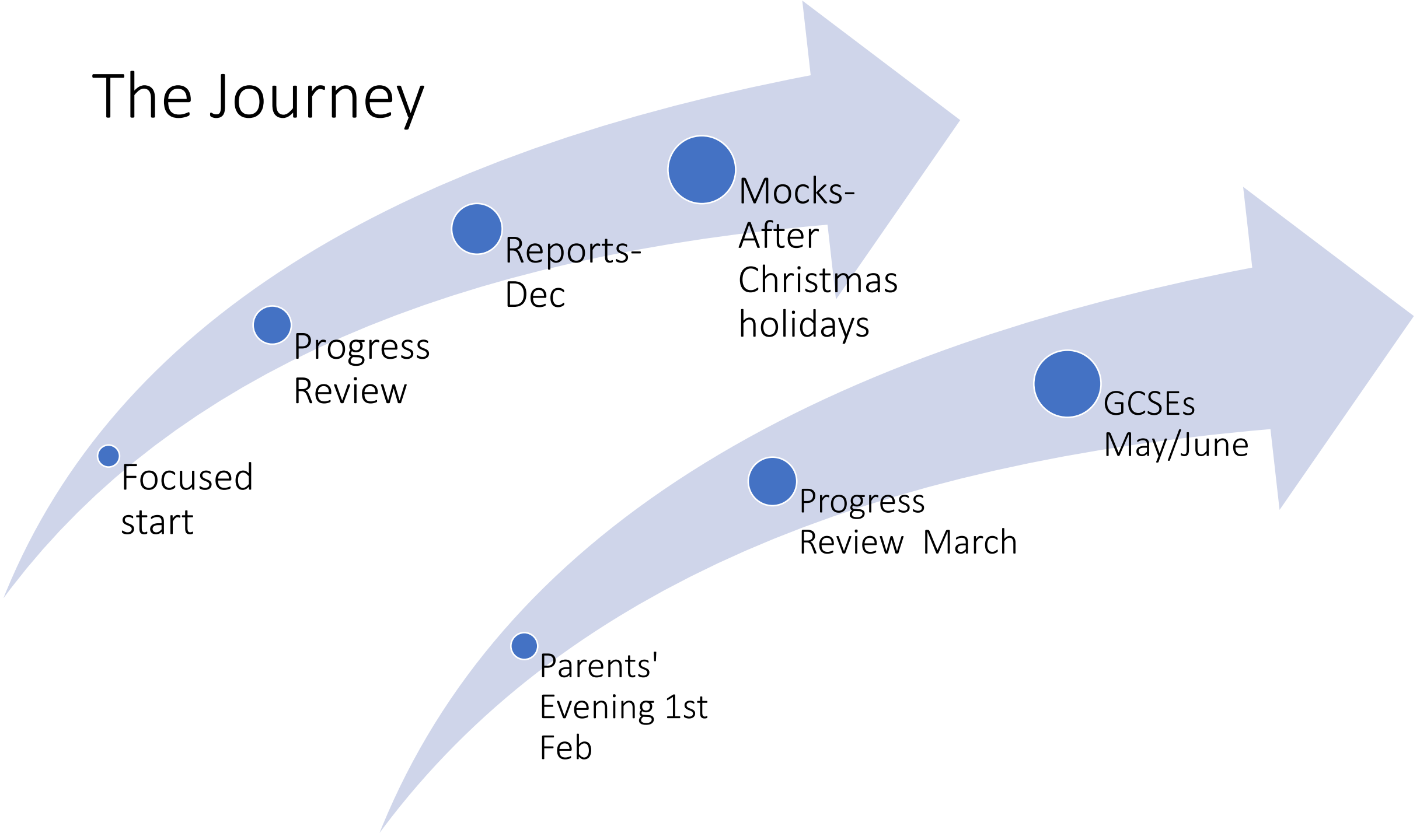


**Keeping Life in Balance**  
**Sport?**  
**Job?**  
**Hobby?**  
**Well being?**  
**Family/Friends?**

Further details on  
College Calendar



# The Journey





# Workshops

Subject	Day	Time	Location	Description
<b>Maths</b>	Tuesday	Lunch	D104	Students should come along with specific questions relating to topics or at least dictate what topic they would wish to look at, e.g. simultaneous equations, trigonometry etc
<b>Chemistry</b>	Open door policy at lunchtime should we be around and a student asks for help, but no pre-planned or scheduled sessions.			
<b>Religious Studies</b>	Thursday	1.05-1.45	NB5	Support session with Mr Bloor
<b>Geography</b>	Wednesday	1:15 pm – 1:45 pm After Oct. Half Term	NB1	Geography revision and examination practice.
<b>Art</b>	Thursday	Lunch	Art Dept	Open GCSE support session
<b>French</b>	Monday Tuesday Wednesday Thursday	1:15 pm – 1:45 pm 1:15 pm – 1:45 pm 1:15 pm – 1:45 pm 1:15 pm – 1:45 pm	French Dept French Dept French Dept French Dept	Foundation speaking practice Higher writing practice Foundation writing practice Higher speaking practice
<b>Computer Science</b>	Starting soon at lunchtimes for dedicated GCSE support. Please contact teacher for details, but happy to support pupils via an open door policy.			



## **Sixth Form Application Dates**

**Sixth Form Information Evening – Tuesday 14th November**

**Application process opens – Tuesday 14th November**

**Guidance interviews – January-February**

**Application process closes – Early February**

**Interviews with Headteacher and Head of Sixth – March-April**

**Offer of places – April**

**GCSE Results Day – August**





## Sixth Form Entry

Grade point average of **5.5** at GCSE recommended for a three A Level programme

Grade point average of **4.8** minimum required for entry in to Sixth Form, with those between 4.8 and 5.5 considered on individual merit, with possible direction towards appropriate subject combinations (including vocational at consortium schools)

Level 4 in both English (Literature OR Language) and Mathematics GCSE

N.B. Separate entry requirements exist for some subjects (e.g. A Level Mathematics) – full details in the subject options guide

Good behavioural record



Thank you & Questions

