



# Y9 Parent Information Evening

OUR  
FIVE-YEAR  
PLAN  
2023 - 2028

*Amat Victoria Curam*  
'Victory Loves Preparation'

# OUR VISION

A world-class holistic education that inspires every individual to contribute positively to our schools and society.





# OUR MISSION

To create:

- A transformative curriculum in and out of the classroom that inspires excellence, curiosity and independent thinking.
- A dynamic learning environment underpinned by kindness, altruism and compassion.
- A diverse community where everyone is valued and supported to achieve their potential.

HALFORD MEDAL FRENCH MEDALS

QUEENS EXHIBITION QUEENS PRIZE

# OUR VALUES

To nurture **respectful** and **resilient** young people and to help them build successful futures. We encourage boys to **aspire** to excellence in everything they do and make the most of all the opportunities we offer.

- |                                |                                  |
|--------------------------------|----------------------------------|
| 1856, R. Melville.             | 1862, G. T. Messervy.            |
| 1859, H. Ogle.                 | 1863, A. Westaway.               |
| 1862, C. Stevens.              | 1864, J. Patrickson.             |
| 1862, C. Heath.                | 1865, J. Toward.                 |
| 1865, R. Clarke.               | 1866, F. W. Snell.               |
| 1868, S <sup>r</sup> G. Stock. | 1867, C. J. F. Campbell.         |
| 1871, A. de L. Hammond.        | 1868, J. E. Robinson.            |
| 1874, G. C. Bobring.           | 1869, G. Snell.                  |
| 1877, G. Le Sueur.             | 1870, C. F. Le Cornu.            |
| J. Pepin.                      | 1871, J. W. Allen.               |
| 1880, S. J. Gruchy.            | 1872, M. R. Carden.              |
| 1883, G. G. Bobring.           | J. E. Chapman.                   |
| 1886, T. J. Williams.          | 1873, R. B. M <sup>r</sup> Cate. |
| 1889, H. C. Atkinson.          | 1874, F. W. Hodges.              |





## Aspirational

Set your standards higher and stretch yourself further, and passionately pursue the next level of personal best in everything you do: academic work, sport, creative arts, behaviour or just being a supportive friend.

## Respectful

Behaving in a courteous, kind and polite way towards everyone in the school and the wider community. Listening to and celebrating different views and achievements. Supporting others.

## Resilient

Developing a positive approach to learning and life. Understanding things might go wrong and there is always another way or a different option. Learning when to persevere and when to ask for help.

How our students describe our schools





# Anthony Griffin

Assistant Head Student Progress

&

Designated Safeguarding Lead



# Medical Information

## Autoinjectors (EpiPens) and Inhalers

- In date
- One with student, one in Sick Bay
- Labelled and with instructions

## Prescription Medications

- Held in Sick Bay
- Labelled and with instructions

No nuts!



# Lost Property

Labelled equipment

Retrace Steps

Sports Pavilion

Langford

Lost Property Cupboard

College Website



# Safeguarding

- Duty of care
- It could happen here
- External agencies (Children and Families Hub, MASH)
- Online dangers
- Mobile phones
- Age-ratings on apps/films



# Your role as parents

- Support the College
- Communicate early and often
- Trust us to make decisions in your son's best interests





# Joe Crill / Steph Kellett

Head of Y9

# Head of Y9

- Oversee academic and pastoral progress.
- Line manage tutors and assist with academic and pastoral issues. Communicate with parents any concerns.
- To be an active advocate for the College's mission, values and goals, both within and outside of College.



# Tutor Team

Braithwaite	James Townsend / Catherine Woodward	Teachers of PE / Biology	j.townsend@vcj.sch.je c.woodward@vcj.sch.je
Bruce	Amy Flack	Head of Psychology	a.flack@vcj.sch.je
Diarmid	Carys Williams	Teacher of Maths	c.williams@vcj.sch.je
Dunlop	Jon Kellett	Assistant Head & Teacher of Maths	j.kellett@vcj.sch.je
Sartorius	Ozzy Parkes	Teacher of Computer Science	o.parkes@vcj.sch.je



# Role of the Tutor

- First Point of Contact for students and parents
- Promote student participation and activity
- Daily communication of upcoming events, school issues, and individual concerns and praises
- Morning registration @ 0825-0835 to check attendance, equipment, uniform and update students about daily briefing
- Afternoon registration @ 1400 – various events (assemblies, speakers, reading time, activities)







# Karen Palfreyman

Assistant Head Curriculum, Teaching & Learning

# Curriculum, Teaching & Learning

Crucial Year as they boys start to consider their options.

Sets: Science, Maths, Languages

Homework: set according to timetable – 2 subjects per night, but some variation due to weekly timetable and revision etc.

SPARX Maths



## About Sparx

Sparx puts every student's education experience at the heart of everything they do.

Sparx is created first and foremost to help students learn maths in a way that works for them.

Using the perfect mix of engaging maths content, bite-size tutorial videos and written workbook tasks, Sparx supports students' independent learning. Find out more at [sparx.co.uk](https://sparx.co.uk)



## What is Sparx?

Each week your maths homework will be set for you to complete on Sparx.

This homework will be personalised to you, which means the questions will be just the right difficulty for you.

# Which homework type do I do?

Each week you will see three sections of questions that you can select from the sidebar.

## Compulsory

You must **correctly answer all of these questions** before your hand-in deadline.

## Optional

You can choose whether or not to do this. It's only half as long as your Compulsory homework but is **great for helping you feel more confident** with everything you've learnt in maths.

## Target

You can choose whether or not to do this. It contains up to 6 questions and **will advance your maths skills** even further. It is slightly trickier than Compulsory and Optional homework.

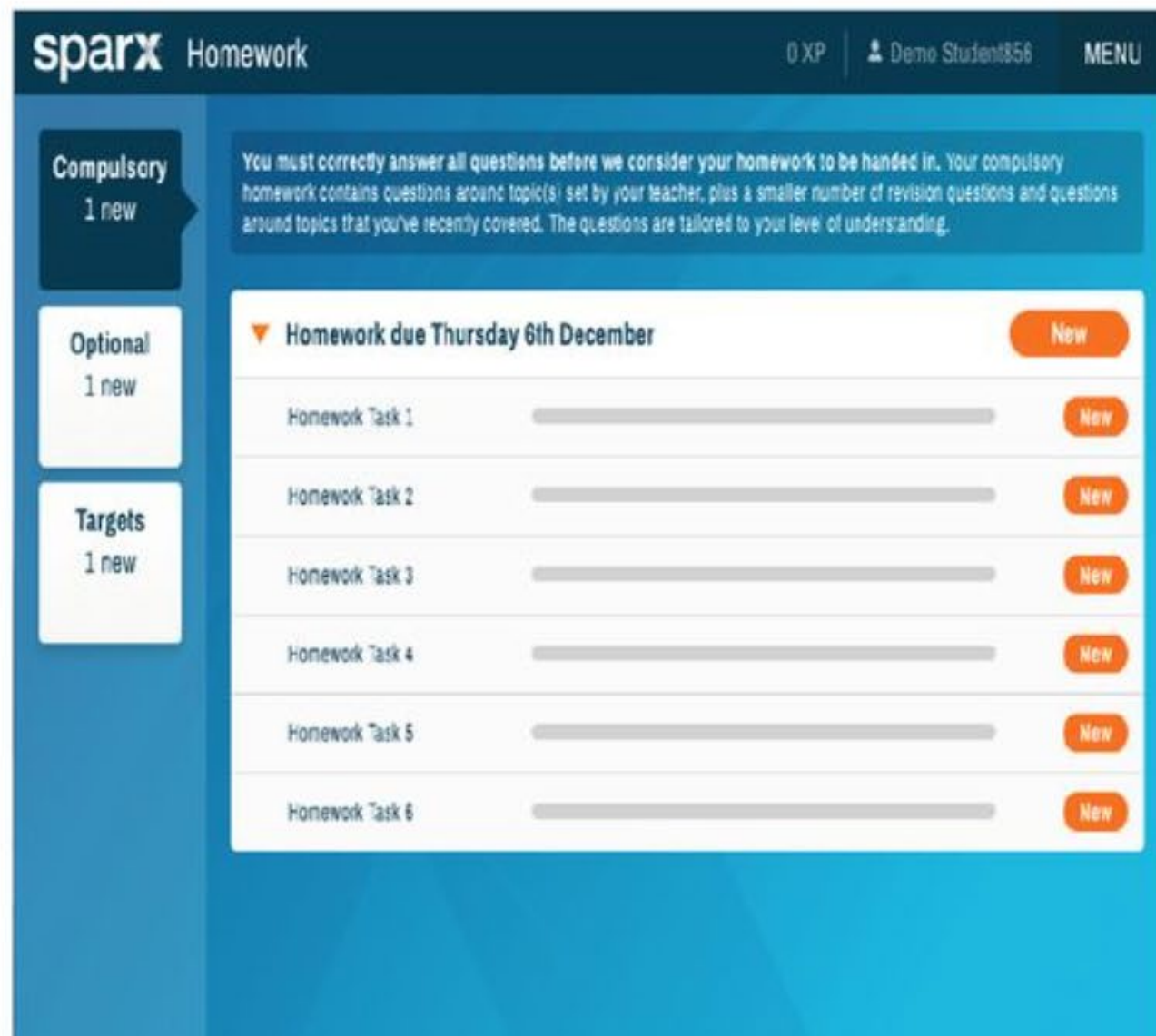
# Times tables practice

# How do I do my Sparx Homework?

You will need to click on the white bar that says “Homework due...” to expand your most recent compulsory homework.

You will then see a list of tasks which you can click on to open them.

We'll go through this in the practice later.



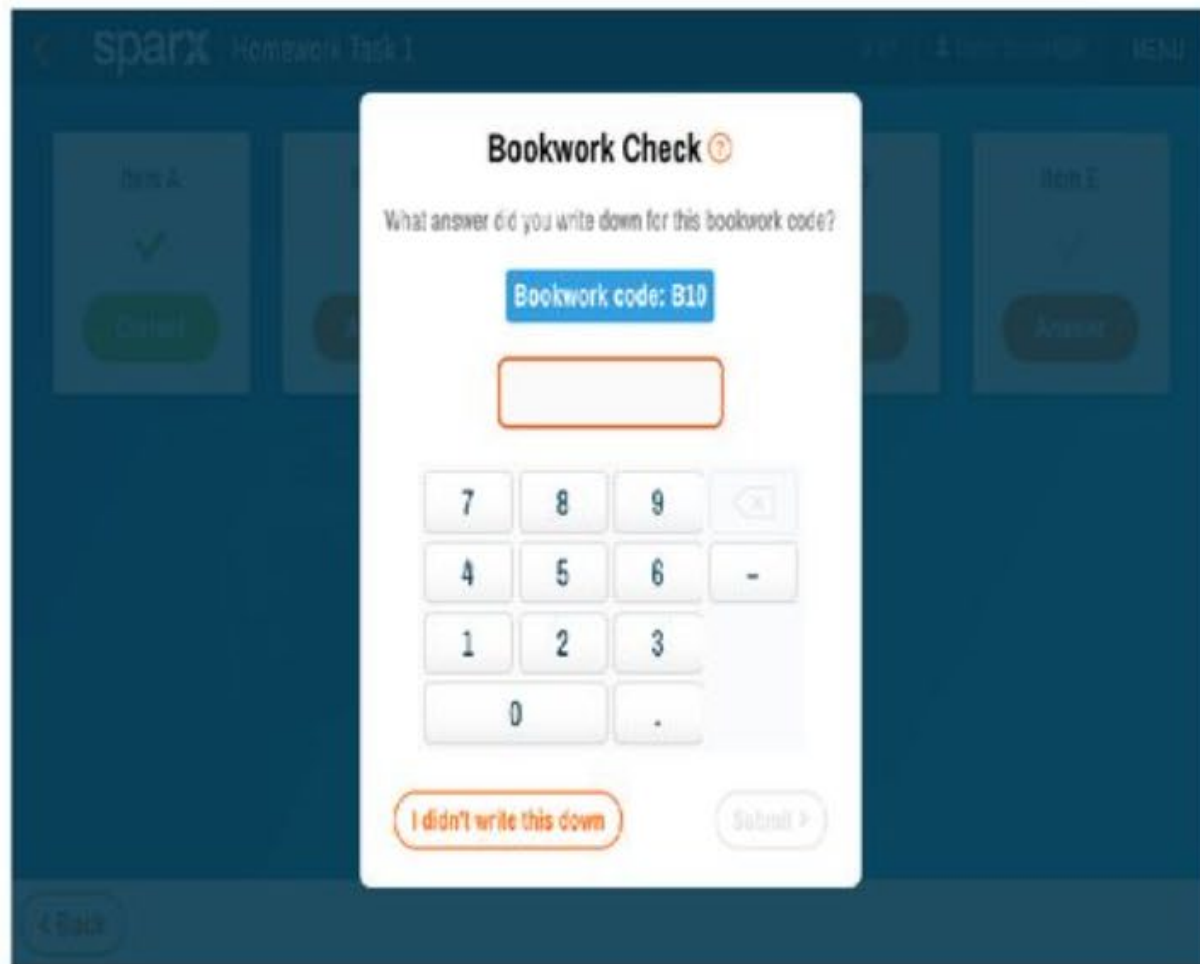
The screenshot shows the Sparx Homework interface. At the top, there is a dark blue header with the Sparx logo, the word "Homework", and user information: "0 XP", "Demo Student856", and a "MENU" button. Below the header, there are three white buttons with dark blue text: "Compulsory 1 new", "Optional 1 new", and "Targets 1 new". To the right of these buttons is a blue box with white text explaining compulsory homework: "You must correctly answer all questions before we consider your homework to be handed in. Your compulsory homework contains questions around topic(s) set by your teacher, plus a smaller number of revision questions and questions around topics that you've recently covered. The questions are tailored to your level of understanding." Below this is a white box with a blue header "Homework due Thursday 6th December" and an orange "New" button. The main content area is a list of six homework tasks, each with a grey progress bar and an orange "New" button. The tasks are labeled "Homework Task 1" through "Homework Task 6".

Task Name	Progress	Status
Homework Task 1	0%	New
Homework Task 2	0%	New
Homework Task 3	0%	New
Homework Task 4	0%	New
Homework Task 5	0%	New
Homework Task 6	0%	New

# Bookwork Checks

**Sparx will check** whether you are writing down your answers.

In a Bookwork check you will have to **input the answer that you wrote down for a particular bookwork code, even if you got the answer wrong** so it is important to make sure you write down all of your workings neatly and clearly.



The screenshot shows the Sparx Homework Task 1 interface. A modal titled "Bookwork Check" is displayed in the center. The modal contains the following elements:

- Header: "Bookwork Check" with a help icon.
- Text: "What answer did you write down for this bookwork code?"
- Text: "Bookwork code: B10" (highlighted in blue).
- Input field: An empty rectangular box for entering the answer.
- Keypad: A numeric keypad with buttons for digits 0-9, a decimal point, and a minus sign.
- Buttons: "I didn't write this down" (orange outline) and "Submit" (grey).

If you fail the bookwork check, **you will have to do the question again**, even if you got it right!



# Bookwork

Your book work should look something like this.



Remember, for every question you must **write down** the bookwork code and the answer you gave.

Homework Thursday 1<sup>st</sup> June 2017

Task 1

D40  $12 + 13 = \underline{\underline{25}}$  ✓

E50  $4 \times 3 + 2 \times 5 =$   
 $12 + 10 = \underline{\underline{22}}$  ✓

F60  $\begin{array}{l} 12 : 18 \\ \div 6 \quad \downarrow \\ \underline{\underline{2 : 3}} \end{array}$  ✓

H70  $\frac{1}{14} + \frac{1}{7} = \frac{1}{\underline{\underline{21}}}$  ✗

J90  $\frac{1}{8} + \frac{1}{4} = \frac{1}{8} + \frac{2}{8}$   
 $= \frac{3}{8}$  ✓

E41  $P(\text{yellow}) = \frac{3}{6}$  ✗

F51  $P(\text{black}) = \frac{4}{8}$   
 $= \frac{1}{\underline{\underline{2}}}$  ✓

Task 2

G61 All the marbles are green.  
The probability of choosing a purple marble is impossible ✓

H71  $P(\text{odd}) = \frac{3}{5}$  ✓

# What is XP?

XP (Sparx Experience Points) are how you are rewarded for completing homework.

You can earn XP by completing homework tasks. You also get about twice as much XP for completing Optional and Target homework tasks!

The amount of XP you have is shown at the top right of the page.



The screenshot shows the Sparx Homework interface. At the top, the user has 800 XP and is logged in as Demo Student856. The interface is divided into three sections: Compulsory, Optional, and Targets. The Compulsory section has a green checkmark icon. The Optional section shows 1 new task. The Targets section shows 1 new task. The main content area displays a list of homework tasks due on Thursday 6th December, all of which are marked as 'Completed' with green progress bars and 'Completed' buttons.

**sparx Homework** 800 XP | Demo Student856 MENU

**Compulsory** 

**Optional**  
1 new

**Targets**  
1 new

**Homework due Thursday 6th December** **Completed**

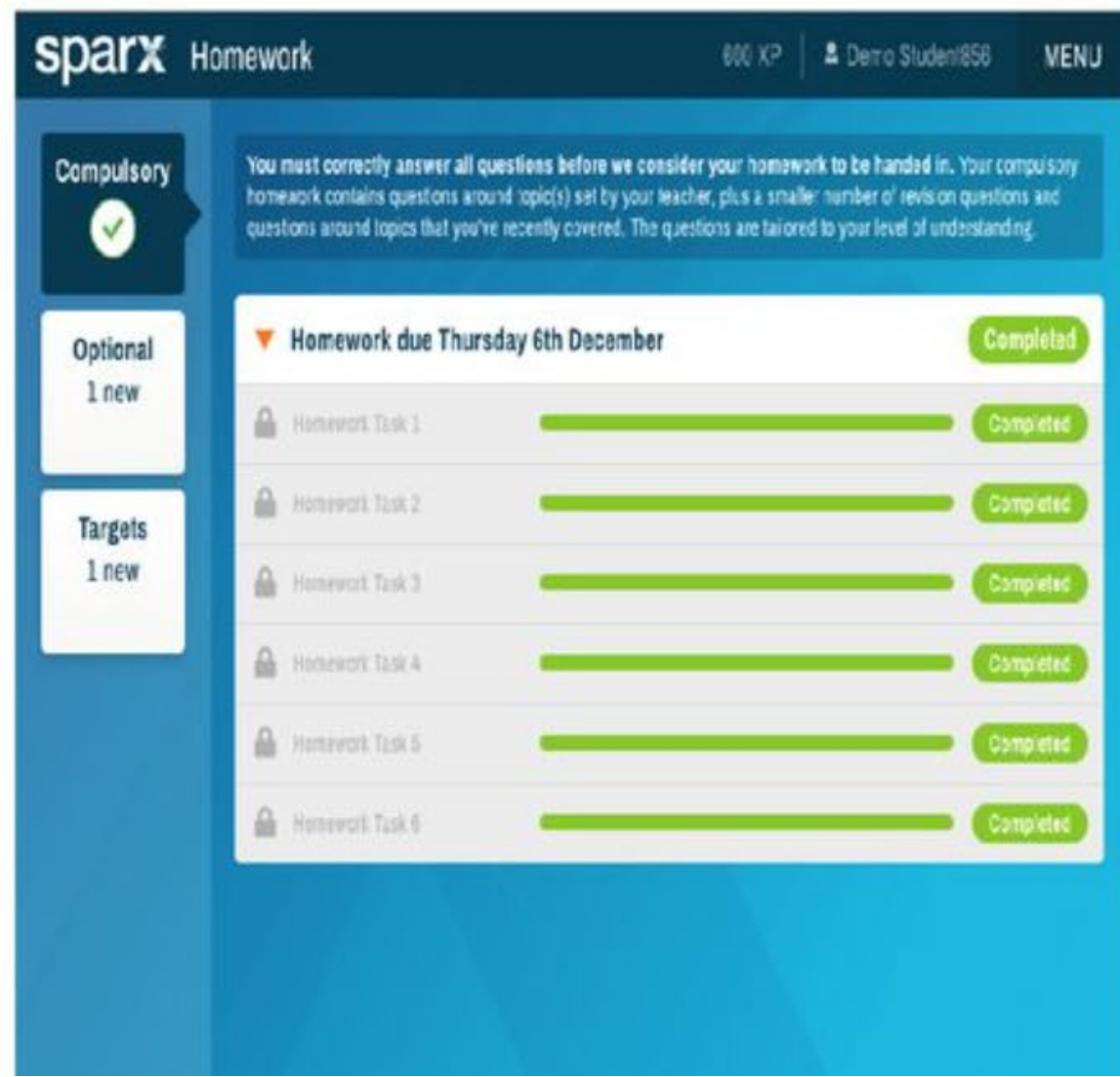
 Homework Task 1		<b>Completed</b>
 Homework Task 2		<b>Completed</b>
 Homework Task 3		<b>Completed</b>
 Homework Task 4		<b>Completed</b>
 Homework Task 5		<b>Completed</b>
 Homework Task 6		<b>Completed</b>

# How do I know when my homework is finished?

Your homework is finished when you have answered every question **correctly** in your compulsory homework.

Every task will be green and say “Completed” next to it.

You can then choose to move on to Optional and Target homework. To do this, you will need to click on the relevant box on the left-hand side and follow the same process as for Compulsory homework.



The screenshot shows the Sparx Homework interface. At the top, it displays 'sparx Homework', '600 XP', 'Dero Studen/858', and a 'MENU' button. On the left side, there are three navigation boxes: 'Compulsory' (with a green checkmark icon), 'Optional' (with '1 new' below it), and 'Targets' (with '1 new' below it). The main content area features a blue header with the text: 'You must correctly answer all questions before we consider your homework to be handed in. Your compulsory homework contains questions around topic(s) set by your teacher, plus a smaller number of revision questions and questions around topics that you've recently covered. The questions are tailored to your level of understanding.' Below this, there is a section titled 'Homework due Thursday 6th December' with a 'Completed' button. Underneath, a list of six homework tasks is shown, each with a lock icon, a green progress bar, and a 'Completed' button.

Task Name	Status
Homework Task 1	Completed
Homework Task 2	Completed
Homework Task 3	Completed
Homework Task 4	Completed
Homework Task 5	Completed
Homework Task 6	Completed

And finally..

It is really important that your homework is yours and yours alone.

Sparx needs to create homework that is right for you and that helps you to get better at Maths.

If someone else does it for you or tells you the answers without you having worked them out for yourself, you will probably get homework that is too hard for you!

# GCSE Options Evening: 28th November

- **OPTIONS:** keep them open as long as possible – exams in all subjects at end of year. They will do 9 GCSEs as standard, or 10 if Express.

- **Core**

English Language, English Literature, Mathematics, two Sciences\*

- **Optional**

Art, Biology\*, Chemistry\*, Computer Science, Design and Technology, Drama, Food and Nutrition, French, Geography, History, Music, Physics\*, Religious Studies, Spanish, Sports Studies



Thank you and Questions

