

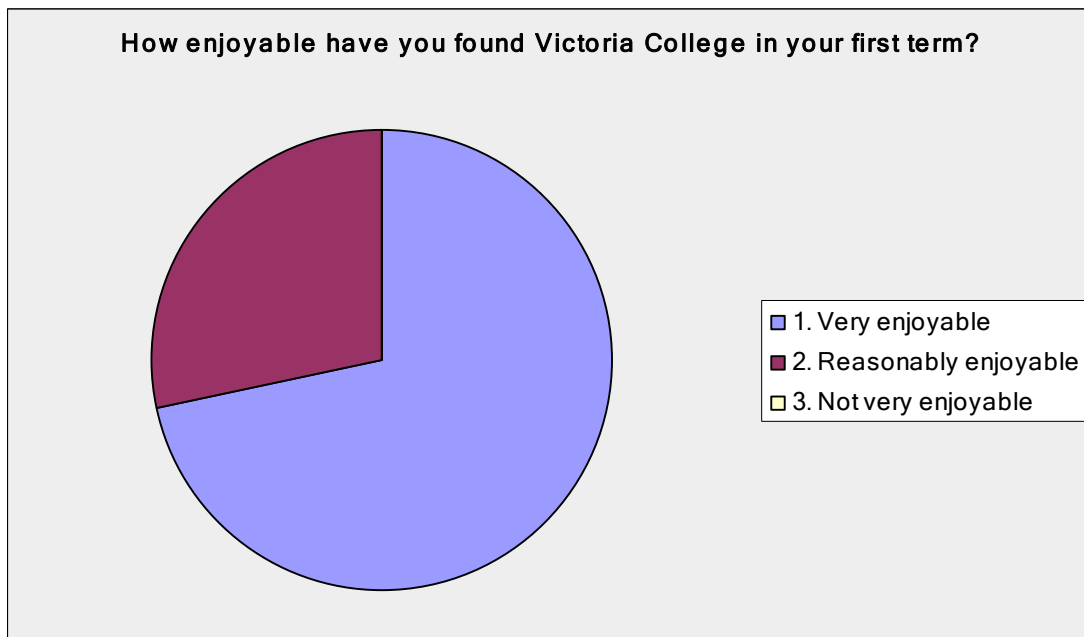
## Year 7 Questionnaire December 2011

### Introduction

As part of our policy to give students a voice in school affairs and to help monitor and improve the transition of students from primary school to Victoria College the following questions were completed by the current Year 7 cohort for the academic year 2011 - 2012. The questions gained a wide range of responses and the results have been analysed and disseminated to the relevant staff and Year 7 students via a year assembly with Mr Crill.

### Q1

How enjoyable have you found Victoria College in your first term?		
Answer Options	Response Percent	Response Count
1. Very enjoyable	71.7%	71
2. Reasonably enjoyable	28.3%	28
3. Not very enjoyable	0.0%	0
<i>answered question</i>		<b>99</b>
<i>skipped question</i>		<b>1</b>

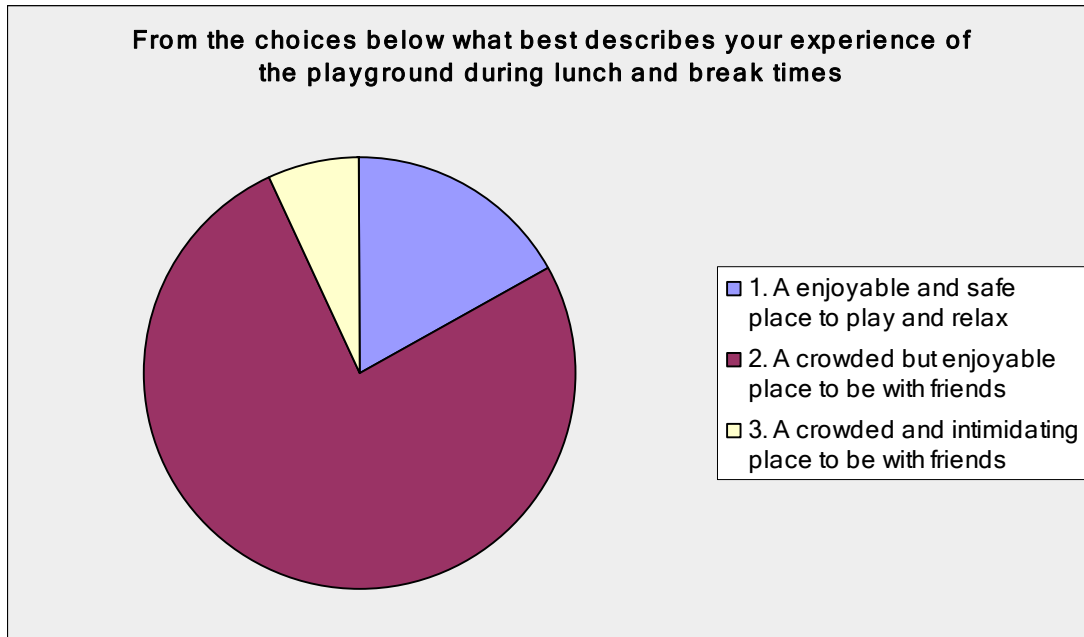


### Q2

What do you think has been the most challenging aspect of arriving at VCJ?

This question resulted in a range of responses which focused on issues such as those listed below:

- Large school
- Many different teachers
- Adapting to older boys
- HW / Organisation
- Moving around from lesson to lesson
- Making new friends



### Q3

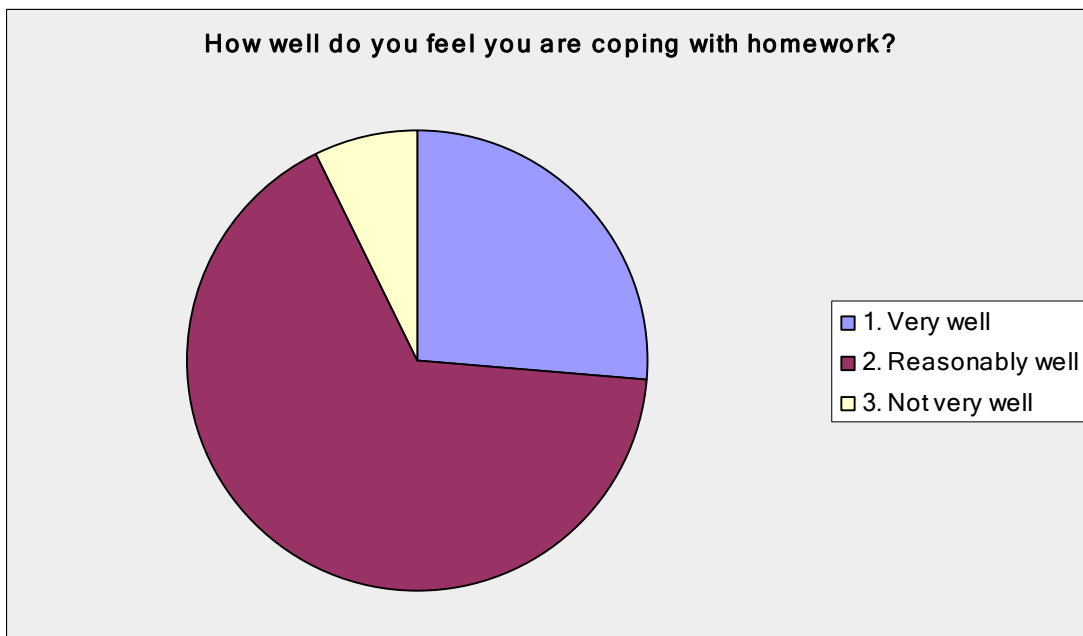
What most accurately describes your view of the Bistro during lunch time?		
Answer Options	Response Percent	Response Count
1. A secure place to enjoy lunch	12.2%	12
2. A noisy but safe place to enjoy lunch	75.5%	74
3. A crowded and intimidating place to eat lunch	14.3%	14
<b><i>answered question</i></b>		<b>98</b>
<b><i>skipped question</i></b>		<b>2</b>



**Q4**

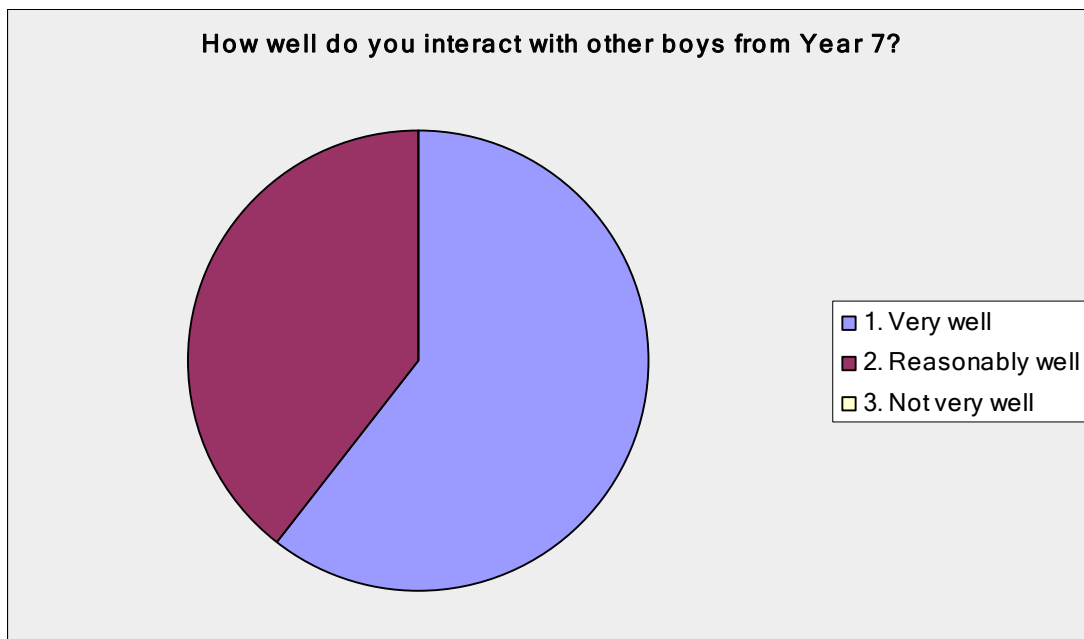
**How well do you feel you are coping with homework?**

Answer Options	Response Percent	Response Count
1. Very well	26.3%	26
2. Reasonably well	66.7%	66
3. Not very well	7.1%	7
<i>answered question</i>		<b>99</b>
<i>skipped question</i>		<b>1</b>



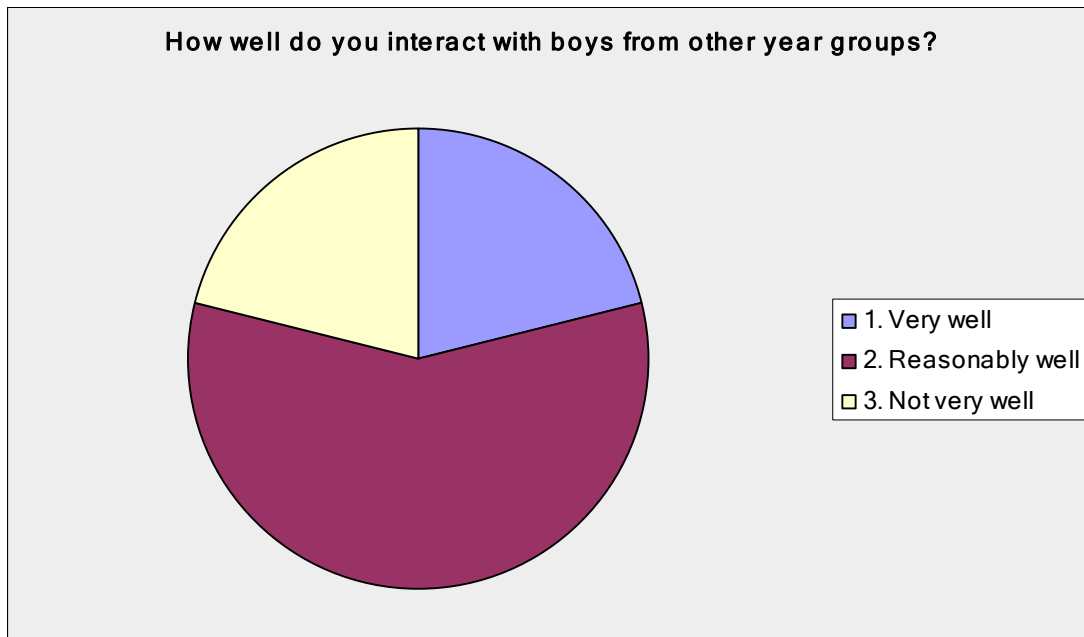
**Q5**

How well do you interact with other boys from Year 7?		
Answer Options	Response Percent	Response Count
1. Very well	60.6%	60
2. Reasonably well	39.4%	39
3. Not very well	0.0%	0
<i>answered question</i>		<b>99</b>
<i>skipped question</i>		<b>1</b>



**Q6**

How well do you interact with boys from other year groups?		
Answer Options	Response Percent	Response Count
1. Very well	21.2%	21
2. Reasonably well	57.6%	57
3. Not very well	21.2%	21
<i>answered question</i>		<b>99</b>
<i>skipped question</i>		<b>1</b>



**Q7**

**How do you spend your breaks and lunches?**

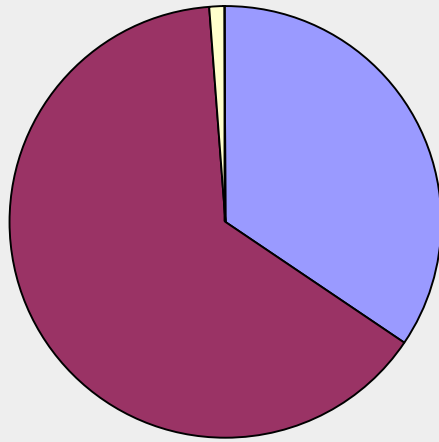
This question again resulted in a range of responses such as those listed below:

- Library / Reading / Chess
- Completing HW
- Playground / football / chasing games
- Bistro / Eating / Queuing
- Playing with tennis ball preventing older taking their tennis balls
- Computer rooms

**Q8**

<b>From the different options below what do you think best describes you as a student?</b>		
<b>Answer Options</b>	<b>Response Percent</b>	<b>Response Count</b>
1. Hardworking, well organised and enjoys studying	34.3%	34
2. Well organised but could put more effort into their work	64.6%	64
3. Does not enjoy studying and puts the minimum effort into their work	1.0%	1
4. Refuses to complete work and will find any excuse to avoid completing homework	0.0%	0
<i>answered question</i>		<b>99</b>
<i>skipped question</i>		<b>1</b>

**From the different options below what do you think best describes you as a student?**



- 1. Hardworking, well organised and enjoys studying
- 2. Well organised but could put more effort into their work
- 3. Does not enjoy studying and puts the minimum effort into their work
- 4. Refuses to complete work and will find any excuse to avoid completing homework